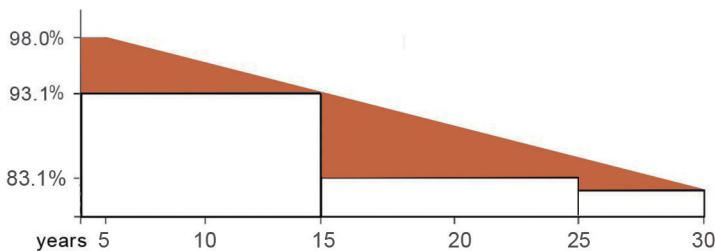


ELECTRICAL SPECIFICATION (STC*)

Max Power	460 W
Max Power Voltage	34.78 V
Max Power Current	13.23 A
Open Circuit Voltage	41.66 V
Short Circuit Current	13.97 A
Module Efficiency	21.25 %
Dimensions (L*W*H)	1909x1134x30 mm
Weight	23 kg
Solar Cell Type	Mono 182x91,120 cells
Packaging	31/37 palett, 888/40hq
Power Output Tolerance	0 ~+5
Operational Temperature	-40~+85°C
Max System Voltage	1500V DC
Max Series Fuse Rating	25A
* Irradiance 1000W/m ² , Module Temperature 25°C, Air Mass 1.5	

ELECTRICAL SPECIFICATION (NOTC*)

Max Power	344,54W
Max Power Voltage	32,40 V
Max Power Current	10,63A
Open Circuit Voltage	39.00 V
Short Circuit Current	11,19 A
* Irradiance 800W/m ² , Ambient Temperature 20° C, Wind Speed 1 m/s	



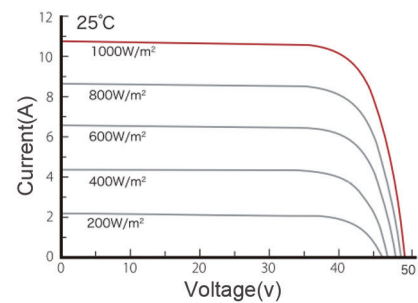
MECHANICAL DATA

Glass	3.2 mm High transparency solar glass
Backsheet	Black
Frame	Black anodized alu alloy
J-Box	IP68 Rated
Cable	4.0mm, 300mm
No. of diodes	3
Wind/ Snow Load	2400Pa/5400Pa
Connector	MC4 Compatible

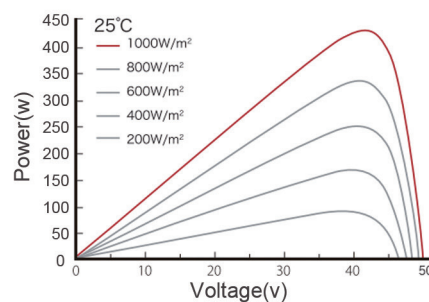
TEMPERATURE RATINGS

Nominal Operating Cell Temperature	45±2°C
Temperature Coefficient of Isc	+ 0.06%/°C
Temperature Coefficient of Voc	- 0.30%/°C
Temperature Coefficient of Pmax	35.40 V
Short Circuit Current	- 0.37%/°C

Current-voltage(450W)



Power-voltage(450W)



Date: March 2023